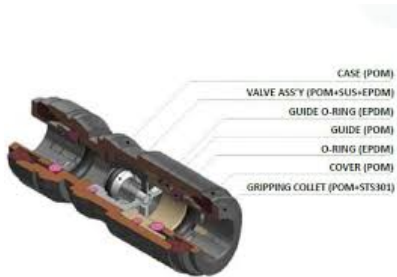


METRIC ONE-WAY VALVE

FITTINGS FOR COMPRESSED AIR › FITTINGS AND CONNECTIONS FOR PNEUMATIC SYSTEMS › 700 Series
POM QUICK FITTINGS



This valve allows the flow of fluid in one direction and blocks the flow in the opposite direction.

Opening pressure 0.02 Bar. Compact and convenient size for use in a small space.

Quick installation and simple maintenance.

The maximum use temperature is 65°C for continuous use and 90°C for a maximum use of 5 minutes.

VALVE COMPOSITION MATERIALS:

Body, collar, guide are in POM.




AISI301 stainless steel pliers

EPDM gasket suitable for food contact

available certifications :



Image: download



Mastertubi.it/q?1373

WORKING PRESSURE AND TEMPERATURE RATIO

OR mm	-20°C	1°C	25°C	70°C	98°C
4	0-8 Bar only with dry air	20 bars	20 bars	16 bars	10 bars
6		20 bars	20 bars	16 bars	10 bars
8		20 bars	20 bars	16 bars	10 bars
10		16 bars	16 bars	14 bars	10 bars
12		14 bars	14 bars	10 bars	8 bars